



T-SYSTEM®

Il sistema TIG configurabile [it]

Le nostre torce T-SYSTEM® sono sviluppate per soddisfare completamente le esigenze di tutti i saldatori. Il T-SYSTEM® fornisce sempre la torcia giusta, indipendentemente dalla saldatrice utilizzata.

Das konfigurierbare WIG-System [de]

Unsere T-SYSTEM® Brenner wurden entwickelt, um die Bedürfnisse aller Schweißer zu erfüllen. Mit dem T-SYSTEM® erhalten Sie immer den richtigen Brenner, ganz gleich, welches Schweißgerät Sie verwenden

Le configurateur TIG system [fr]

Nos torches T-SYSTEM® sont développées pour répondre pleinement aux besoins de tous les soudeurs. Avec T-SYSTEM®, vous disposez toujours de la bonne torche, quel que soit le poste à souder que vous utilisez.

Konfigüre edilebilir TIG torçları [tr]

T-SYSTEM® torçlarımız, tüm kaynakçıların ihtiyaçlarını tam olarak karşılayacak şekilde geliştirilmiştir. T-SYSTEM® ile, hangi kaynak makinesini kullanırsanız kullanın her zaman doğru torca sahip olacaksınız.





The configurable TIG system

Our T-SYSTEM® torches are developed to fully satisfy the needs of all welders. With the T-SYSTEM® you always get the right torch, no matter which welding machine you are using.

**Le nuove torce
T-SYSTEM® offrono
vantaggi esclusivi [it]**

FLESSIBILITÀ:
il T-SYSTEM® è una vera soluzione plug-and-weld assemblata in fabbrica. Le nostre torce si adattano a qualunque macchina e, grazie al nostro configuratore, il processo di ordinazione è un gioco da ragazzi, con più di 55.000 configurazioni di torce diverse in offerta. Abbiamo il collegamento specifico per la tua saldatrice!

**T-SYSTEM® Brenner
bieten einzigartige
Vorteile [de]**

FLEXIBILITÄT:
Das T-SYSTEM® ist eine echte Plug-and-Weld-Lösung und wird fertig montiert geliefert. Unsere Brenner passen auf jede Maschine und mit unserem Konfigurator, bei über 55.000 verschiedenen Brennerkonfigurationen im Angebot, machen wir den Bestellvorgang einfach und schnell. Wir haben den passenden Anschluss für Ihr Schweißgerät!

**T-SYSTEM® offrent des
avantages uniques [fr]**

FLEXIBILITÉ :
T-SYSTEM® est une véritable solution prête à l'emploi : il suffit de la brancher et de souder. Nos torches s'adaptent à toutes les machines et grâce à notre configurateur, le processus de commande est extrêmement simple, avec plus de 55 000 configurations de torches proposées. Nous proposons la connexion spécifique pour votre poste de soudage !

**T-SYSTEM® torçlar
benzersiz avantajlar
sunar [tr]**

ESNEKLİK:
T-SYSTEM®, tam anlamı ile monte edilmiş halde hazır olarak satışa sunulan gerçek bir tak ve kaynak yap çözümdür. Torçlarımız her makineye uyar ve sipariş süreci, sunulan 55.000'den fazla farklı torç yapılandırması ile son derece kolaydır. Kaynak makinenize özel bağlantı çeşitlerini bizde bulacaksınız!



T-SYSTEM[®] torches offer unique benefits

FLEXIBILITY:

The T-SYSTEM[®] is a real plug-and-weld solution which comes ready assembled. Our torches fit to any machine and with our configurator, the order process is as easy as a-b-c, with over 55,000 different torch configurations on offer. We will have the specific connection for your welding unit!



A wide choice of
of **torch heads**
to meet any
operational need

The T-SYSTEM® is available with
standard and flex torch bodies, for air-
and water-cooled torches



Un'ampia gamma di corpi torcia per soddisfare qualunque applicazione [it]

il T-SYSTEM® è disponibile con corpi torcia standard e flessibili, per torce raffreddate ad aria e ad acqua.

Eine große Auswahl an Brennerkörpern die allen Anforderungen gerecht werden [de]


Das T-SYSTEM® ist mit Standard- und Flex-Brennerkörpern, für luft- und wassergekühlte Brenner erhältlich.

Multiple choix de têtes de torche, pour répondre à tous les besoins opérationnels [fr]

T-SYSTEM® est disponible avec les corps de torche standard et flexibles, pour les torches à refroidissement par air et par eau.

Her türlü operasyonel ihtiyacı karşılamak için çok çeşitli torç boyunları [tr]

T-SYSTEM®, hava ve su soğutmalı torçlar için standart veya esnek torç boyunları ile sunulur.



Consumabili [it]

le parti soggette a usura delle torce T-SYSTEM® sono realizzate con materiali di alta qualità al fine di garantire una lunga durata e le massime prestazioni in termini di prestazioni. Le torce del T-SYSTEM® sono disponibili per tutte le applicazioni: standard, con gas lens, stubby e molto altro ancora...

Abbiamo set di parti di ricambio per tutte le torce:

- Parti di ricambio per le torce 9, 20, 20HC, 25
- Parti di ricambio per le torce 17, 18, 18HC, 26
- Parti di ricambio per le torce 24, 24W
- Parti di ricambio per le torce Super 50

Verschleißteile [de]

Die T-SYSTEM® Brenner-Verschleißteile sind aus hochwertigen Materialien gefertigt, um eine lange Lebensdauer und höchste Funktionalität zu gewährleisten. Die T-SYSTEM® Brenner sind für alle Anwendungen erhältlich. Die T-SYSTEM® Brenner sind für alle Anwendungen erhältlich

Ersatz- und Verschleißteile für alle Brenner sind verfügbar:

- Brenner-Ersatzteile 9, 20, 20HC, 25
- Brenner-Ersatzteile 17, 18, 18HC, 26
- Brenner-Ersatzteile 24, 24W
- Super 50 Brenner-Ersatzteile

Consommables [fr]

Les pièces d'usure des torches T-SYSTEM® sont fabriquées avec des matériaux de haute qualité pour garantir une longue durée de vie et des performances fonctionnelles optimales. Les torches T-SYSTEM® sont disponibles pour toutes les applications : standard, diffuseur gaz, tronquée, et bien plus encore...

Nous proposons des ensembles de pièces de rechange pour toutes les torches :

- Pièces de rechange pour torches 9, 20, 20HC, 25
- Pièces de rechange pour torches 17, 18, 18HC, 26
- Pièces de rechange pour torches 24, 24W
- Pièces de rechange pour torche Super 50

Sarf malzemeleri [tr]

T-SYSTEM® sarf malzemeleri, uzun ömür ve en yüksek işlevsel performansı sağlamak için yüksek kaliteli malzemelerden üretilmişlerdir. T-SYSTEM® torçlar, farklı uygulamalar için farklı çözümler sunmaktadır: standart, gaz lens, stubby ve çok daha fazlası...

Tüm torçlar için yedek parça setlerimiz bulunur:

- Torç yedek parçaları 9, 20, 20HC, 25
- Torç yedek parçaları 17, 18, 18HC, 26
- Torç yedek parçaları 24, 24W
- Torç yedek parçaları Super 50

Consumables

The T-SYSTEM® torch wear parts are made of high-quality materials to ensure a long life and the highest functional performance.

T-SYSTEM® torches are available for all applications: standard, gas lens, stubby, and a lot more...

We have sets of spare parts to equip all torches:

- Torches spare parts 9, 20, 20HC, 25
- Torches spare parts 17, 18, 18HC, 26
- Torches spare parts 24, 24W
- Super 50 torches spare parts

Ergonomia e design [it]

l'impugnatura T-SYSTEM® ha un'area in gomma e moduli intercambiabili in silicone altamente isolanti per i pulsanti. Il design antiscivolo dell'impugnatura consente di controllare con sicurezza la torcia, per un risultato di saldatura perfetto.

Ergonomie & Design [de]

Der T-SYSTEM® Griff mit integriertem Gummi hat austauschbare, hochisolierende Schaltermodule. Das rutschfeste Griffdesign garantiert die volle Kontrolle über den Brenner für ein perfektes Schweißergebnis

Ergonomie et Design [fr]

La poignée T-SYSTEM® dispose d'une zone de préhension en caoutchouc et de modules de commutation interchangeableables en silicone bénéficiant d'une isolation élevée. La conception antidérapante de la poignée garantit un contrôle total de la torche pour un résultat de soudage irréprochable.

Ergonomi ve tasarım [tr]

T-SYSTEM® kabza, kauçuk bir kavramaya ve değiştirilebilir yüksek yalıtımlı silikon tetik modüllerine sahiptir. Kaymayı önleyen kavrama tasarımı, mükemmel kaynak sonucu için torcun tam olarak kontrol edebilmenizi sağlar.





Ergonomics & Design

The T-SYSTEM® handle has a rubber grip and interchangeable silicone high-insulation switch modules. The anti-slip grip design guarantees total control of the torch for the perfect welding result.



Pulsanti [it]

È possibile configurare il T-SYSTEM® con un'ampia gamma di opzioni per gli interruttori, in base alla configurazione della macchina.

Gli interruttori del T-SYSTEM® sono facili da sostituire. Il nostro design click-and-weld consente di cambiare l'interruttore con una sola mano. Non sono necessari strumenti!

Taster und Schalter [de]

Sie können Ihr T-SYSTEM® mit einer Vielzahl verschiedener Schalteroptionen konfigurieren, je nach Maschinenkonfiguration. Die T-SYSTEM® Schalter können leicht ausgetauscht werden. Mit unserer Click-and-Weld-Methode können Sie den Schalter mit einer einzigen Handbewegung austauschen. Kein Werkzeug erforderlich!

Boutons et poussoirs [fr]

Vous pouvez configurer votre T-SYSTEM® avec un grand nombre d'options d'interrupteurs, en fonction de la configuration de la machine.

Les interrupteurs T-SYSTEM® peuvent être facilement remplacés. Grâce à notre approche « cliquer et souder », vous pouvez changer l'interrupteur d'une seule main. Aucun outil n'est nécessaire !

Butonlar ve tetikler [tr]

T-SYSTEM® torcunuzu, makinenizin özelliklerine bağlı olarak çok çeşitli farklı tetik seçenekleriyle yapılandırabilirsiniz.

T-SYSTEM® tetikler kolayca değiştirilebilir. Tak ve kaynak yap yaklaşımımız sayesinde tetiği tek elle değiştirebilirsiniz, hem de hiçbir ekstra alete ihtiyaç duymadan!

Choose your switch options



1 button



2 buttons



3 buttons



4 buttons



push lever



2 multifunction



potentiometer and 2 buttons

Buttons/switches



Buttons & Switches

You can configure your T-SYSTEM® with a huge variety of different switch options, depending on the machine configuration.

T-SYSTEM® switches can be easily replaced. With our click-and-weld approach you can change the switch with a single hand operation.

No tools needed!

The **cable**

The T-SYSTEM® cables are made of premium quality materials and designed to fully meet industrial requirements. The ULTRAFLEX copper braids guarantee a long operational lifetime and extreme flexibility. Our specially developed hose covers ensure the utmost flexibility and resistance to abrasions, atmospheric agents, and chemicals. Our silicone materials provide ultimate flexibility and a high degree of insulation.



**Cavo** [it]

i cavi T-SYSTEM® sono realizzati con materiali di prima qualità e sono progettati per soddisfare pienamente i requisiti di ambienti industriali. Gli intrecci di rame ULTRAFLEX garantiscono una lunga durata operativa e un'estrema flessibilità. I nostri copritubo appositamente sviluppati garantiscono la massima flessibilità e la massima resistenza alle abrasioni, alle intemperie e alle sostanze chimiche. I nostri materiali in silicone garantiscono la massima flessibilità e un elevato livello di isolamento.

Das Schlauchpaket [de]

Die T-SYSTEM® Kabel sind aus hochwertigen Materialien gefertigt und so konzipiert, dass sie den industriellen Anforderungen voll und ganz entsprechen. Die ULTRAFLEX Schlauchpakete garantieren eine lange Lebensdauer und extreme Flexibilität. Unsere speziell entwickelten Schlauchüberzüge gewährleisten ein Höchstmaß an Flexibilität und Widerstandsfähigkeit gegen Abrieb, Witterungseinflüsse und Chemikalien. Unsere Silikonmaterialien bieten ultimative Flexibilität und ein hohes Maß an Isolierung.

Le câble [fr]

Les câbles T-SYSTEM® sont fabriqués avec des matériaux d'excellente qualité et sont conçus pour répondre pleinement aux exigences industrielles. Les tresses de cuivre ULTRAFLEX garantissent une longue durée de vie et une flexibilité extrême. Nos couvertures spécifiquement développées garantissent une flexibilité absolue et une résistance maximale aux abrasions, aux agents atmosphériques et aux produits chimiques. Nos matériaux en silicone offrent une flexibilité ultime et un haut degré d'isolation.

Kablo [tr]

T-SYSTEM® kabloları üstün kaliteli malzemelerden üretilmiştir ve endüstriyel gereklilikleri tam olarak karşılayacak şekilde tasarlanmıştır. ULTRAFLEX bakır örgüler, uzun bir çalışma ömrünü ve üst düzey esnekliği garanti eder. Özel olarak geliştirilmiş hortum kılıflarımız, aşınmalara, atmosferik maddelere ve kimyasallara karşı üst düzey dayanıklılık ve esneklik sağlar. Silikon malzemelerimiz üst düzey esneklik ve yüksek derecede yalıtım sağlar

The connectors

The new ring nut guarantees easy and safe locking of the cover; the double-closure system prevents the cover from sliding off! The water and gas hoses are driven into the rear housing assembly to prevent any narrowing. A wide range of connections can be adapted to the new rear housing. Command lead with up to 6 poles. The new rear housing assembly incorporates an innovative "plug & weld" system that can quickly adapt to any welding unit. Very compact, it is built with highinsulation thermoplastic material.

Connettori [it]

La nuova ghiera garantisce un bloccaggio della copertura semplice e sicuro; grazie al sistema di doppia chiusura la copertura non si sfila! I tubi dell'acqua e del gas sono guidati dentro alla scatola per impedirne eventuali strozzature. Vasta scelta di connessioni adattabili alla nuova scatola posteriore. Cavo comando fino a 6 poli. La nuova scatola posteriore è studiata per adattarsi velocemente ad ogni generatore, integrando un innovativo sistema "plug & weld". È molto compatta e costruita in materiale termoplastico ad alto isolamento.

Anschlüsse [de]

Der neue Stellring garantiert die Blockierung der Abdeckung einfach und sicher; dank des doppelten Verschlusses kann die Abdeckung nicht wegrutschen! Damit keine Abklemmung entstehen kann, werden die Wasser- und Gasschläuche in die REAR-BOX gesteckt. Breite Auswahl an Anschlüssen, die sich für die neue REAR-BOX eignen. Steuerkabel bis zu 6 Polen. Die neue REAR-BOX wurde entwickelt, um sich allen Generatoren schnell anzupassen, dank der Integrierung eines innovativen „Plug & Weld“-Systems. Sie ist äußerst kompakt und aus thermoplastischem, besonders isolierendem Material gebaut.

Les connecteurs [fr]

La nouvelle bague assure un blocage de la couverture simple et sûr ; grâce au système de double fermeture la couverture ne se détache pas! Les tuyaux eau et gaz sont amenées à l'intérieur de la boîte pour éviter des éventuels écrasements. Large choix de connexions adaptables au nouveau boîtier postérieur. Câble de commande jusqu'à 6 pôles. Le nouveau boîtier postérieur est conçu pour s'adapter rapidement à tout générateur, grâce à un système innovant « plug & weld ». Il est très compact et fabriqué en matériel thermoplastique à haute isolation.

Bağlantılar [tr]

Dış kılıfın hızlı ve güvenli bir şekilde sabitlenmesini sağlayan yeni kilitleme halkası, ikili sıkıştırma sistemi sayesinde kılıfın halkadan ayrılmasını önler. Su ve gaz hortumları muhafaza kitinin içerisinde daralmayacak ve bükülmeyecek şekilde yerleştirilmiştir. Geniş çeşitliliğe sahip bağlantı modelleri, arka muhafaza gövdesine kolay bir şekilde adapte edilebilmektedir. Kontrol kablosu, 6 damara kadar çeşitliliğe sahiptir. Yeni arka muhafaza kiti, her tip kaynak makinesine hızla uyum sağlayabilen yenilikçi "Plug&Weld" -Tak ve Kaynatsistemine sahiptir. Termoplastik malzemeden üretilen dış gövde mükemmel bir izolasyon sağlar.




Connection example for air-cooled welding unit.



Connection example for water-cooled welding unit.



Connection example for water-cooled welding unit.

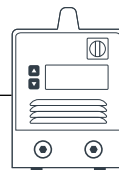


The **specific connection** for your **welding unit**

Thanks to our know-how, we are able to offer a wide range of connections. By specifying your welding unit model, you can configure your T-SYSTEM®, which you will receive ready for use. All you have to do is connect your T-SYSTEM® to the welding unit and discover the new world of Trafimet® T-SYSTEM® torches. Visit trafimet.com and configure the torch suited to your needs.

01

Find your welding unit



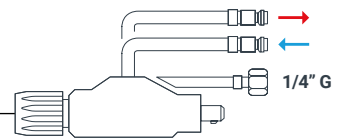
02

Choose the torch cooling



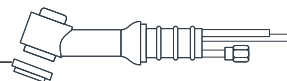
03

Select the connection for your welding unit



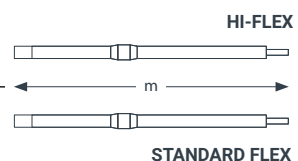
04

Select the torch head you would like to use



05

Select the length and the cable type



06

**GET THE CODE OF
THE ASSEMBLED TORCH**

You will receive your TIG T-SYSTEM® torch with the specific connection for the welding unit you have selected.

Choose your wear parts KIT
(not included)

La connessione specifica per il tuo generatore [it]

Grazie al nostro "know how" offriamo una vasta gamma di connessioni. Specificando il tuo generatore di saldatura potrai configurare la tua T-SYSTEM®, che ti sarà consegnata già pronta per iniziare ad operare. Non dovrai fare nulla se non connettere la tua T-SYSTEM® al generatore ed entrare nel nuovo mondo delle torce T-SYSTEM® di Trafimet®.

Accedi a **trafimet.com** e configura la torcia adatta alle tue esigenze.

1. Trova il tuo generatore di saldatura

2. Scegli il raffreddamento della torcia

3. Specifica la connessione del generatore

4. Indica il corpo torcia che desideri utilizzare

5. Seleziona la lunghezza e la tipologia di cavo

6. OTTIENI IL CODICE DELLA TORCIA ASSEMBLATA

Riceverai la tua torcia TIG T-SYSTEM® con la connessione specifica per il generatore selezionato.

Scegli il tuo KIT consumabili (non incluso)

Der spezifische anschluss für ihren generator der spezifische anschluss für ihren generator [de]

Dank unseres Wissens bieten wir eine breite Auswahl an Anschlüssen. Wenn Sie Ihren Schweißgenerator genau angeben, können Sie Ihr T-SYSTEM® so konfigurieren, dass es Ihnen bereits einsatzbereit geliefert wird. Sie müssen nichts weiter tun, als Ihr T-SYSTEM® an den Generator anzuschließen und in die neue Welt der T-SYSTEM®-Brenner von Trafimet® einzutauchen.

Melden Sie sich auf **trafimet.com** an und konfigurieren Sie den Brenner nach Ihren Wünschen

1. Finden Sie Ihren Schweißgenerator

2. Wählen Sie die Kühlung für den Brenner

3. Geben Sie den Anschluss des Generators an

4. Geben Sie den Brennerkörper an, den Sie verwenden wollen

5. Wählen Sie die Länge und den Kabes

6. ERHALTEN SIE DIE ARTIKELNUMMER VON IHREM ZUSAMMENGE- STELLTEN BRENNER

Sie erhalten Ihren TIG T-SYSTEM®-Brenner mit dem passenden Anschluss für den von Ihnen gewählten Generator. Wählen Sie Ihr Verschleißteil-KIT (nicht in der Konfiguration enthalten).

La connexion spécifique pour votre générateur [fr]

Grâce à notre savoir-faire, nous sommes en mesure d'offrir une large gamme de connexions. En spécifiant votre générateur de soudage vous pouvez configurer votre torche T-SYSTEM® qui vous sera livrée déjà prête pour commencer à souder. Vous ne devez rien faire, vous devez seulement connecter votre T-SYSTEM® au générateur et entrer dans le nouveau monde des torches T-SYSTEM® de Trafimet®.

Accédez au site

trafimet.com et configurez la torche la plus adaptée à vos besoins

1. Trouvez votre générateur de soudage

2. Choisissez le type de refroidissement de la torche

3. Spécifiez la connexion du générateur

4. Indiquez le corps de torche, que vous souhaitez utiliser

5. Sélectionnez la longueur et le type de câble

6. DÉCOUVREZ LE CODE DE LA TORCHE ASSEMBLÉE

Vous allez recevoir votre torche TIG T-SYSTEM® avec la connexion spécifique pour le générateur sélectionné. Choisissez votre KIT de consommables (non inclus dans la configuration).

Kaynak makinenize özel bağlantı çeşitleri [tr]

Siparişiniz ile birlikte belirteceğiniz kaynak makinenizin marka ve modeline uygun olarak hazırlanan T-SYSTEM® torcunuz ile ekstra hiçbir efor sarfetmeden direkt olarak kaynak yapmaya başlayabilirsiniz. Tek yapmanız gereken T-SYSTEM® torcunuzu makinenize takmak ve Trafimet® T-SYSTEM® dünyasını keşfe başlamak.

Lütfen

trafimet.com website adresimiz üzerinde yer alan konfigüratör aracılığı ile ihtiyaçlarınıza uygun yeni torcunuzu KONFIGÜRE EDİNİZ!

1. Kaynak makinesi modelini seçiniz

2. Torcunuza ait soğutma tipini seçiniz

3. Kaynak makinenize uygun bağlantı tipini seçiniz

4. Kullanmak istediğiniz torç boynu modelini seçiniz

5. Torç kablosu tipini ve uzunluğunu seçiniz

6. TERCİHLERİNİZE UYGUN TORÇ MODELİNE AİT KOD NUMARASI

Tercihleriniz doğrultusunda oluşturmuş olduğunuz torç konfigürasyonuna uygun özelliklerde T-SYSTEM® torcunuzu en kısa süre içinde sahip olacaksınız. Torç paketi içeriğine dahil olmayan uygun sarf malzemelerinin siparişini vermeyi unutmayınız.

T-SYSTEM AIR COOLED

CE EN60974-7



TECHNICAL DATA				
	9	17	24	26
	4 - 8 - 12 - 16 - 20 m 12.5 - 25 - 37 - 50 - 62 ft	4 - 8 - 12 - 16 - 20 m 12.5 - 25 - 37 - 50 - 62 ft	4 - 8 - 12 - 16 - 20 m 12.5 - 25 - 37 - 50 - 62 ft	4 - 8 - 12 - 16 - 20 m 12.5 - 25 - 37 - 50 - 62 ft
	0,45 kg 0.99 lb	0,55 kg 1.22 lb	0,45 kg 0.99 lb	0,8 kg 1.76 lb
V PEAK	113	113	113	113
	Argon	Argon	Argon	Argon
	0,5 ÷ 1,6 mm .020" ÷ 1/16"	0,5 ÷ 2,4 mm .020" ÷ 3/32"	0,5 ÷ 2,4 mm .020" ÷ 3/32"	0,5 ÷ 4,0 mm .020" ÷ 5/32"
X 35%	110A DC - 95A AC	140A DC - 125A AC	110A DC - 95A AC	180A DC - 150A AC



AIR COOLED CABLE ASSEMBLIES

HI-FLEX

	Code			
9	HF1503-04G	4 m / 12.5'	9 - 24	1
9	HF1503-08G	8 m / 25'	9 - 24	1
9	HF1500-04G	4 m / 12.5'	17 - FLEXLOCK 9-17	1
9	HF1500-08G	8 m / 25'	17 - FLEXLOCK 9-17	1
9	HF1501-04G	4 m / 12.5'	26	1
9	HF1501-08G	8 m / 25'	26	1

STANDARD

	Code			
9	TH1503-04G	4 m / 12.5'	9 - 24	1
9	TH1503-08G	8 m / 25'	9 - 24	1
9	TH1500-04G	4 m / 12.5'	17 - FLEXLOCK 9-17	1
9	TH1500-08G	8 m / 25'	17 - FLEXLOCK 9-17	1
9	TH1501-04G	4 m / 12.5'	26	1
9	TH1501-08G	8 m / 25'	26	1

T-SYSTEM WATER COOLED

CE EN60974-7



TECHNICAL DATA							
	18	18 HC	20	20 HC	24W	25	SUPER 50
	4 - 8 - 12 - 16 - 20 m 12.5 - 25 - 37 - 50 - 62 ft	4 - 8 - 12 - 16 - 20 m 12.5 - 25 - 37 - 50 - 62 ft	4 - 8 - 12 - 16 - 20 m 12.5 - 25 - 37 - 50 - 62 ft	4 - 8 - 12 - 16 - 20 m 12.5 - 25 - 37 - 50 - 62 ft	4 - 8 - 12 - 16 - 20 m 12.5 - 25 - 37 - 50 - 62 ft	4 - 8 - 12 - 16 - 20 m 12.5 - 25 - 37 - 50 - 62 ft	4 - 8 - 12 - 16 - 20 m 12.5 - 25 - 37 - 50 - 62 ft
	0,9 kg 1.98 lb	0,9 kg 1.98 lb	0,85 kg 1.87 lb	0,85 kg 1.87 lb	0,45 kg 0.99 lb	0,85 kg 1.87 lb	0,9 kg 1.98 lb
V PEAK	113	113	113	113	113	113	113
	Argon	Argon	Argon	Argon	Argon	Argon	Argon
	0,5 ÷ 4,0 mm .020" ÷ 5/32"	0,5 ÷ 4,0 mm .020" ÷ 5/32"	0,5 ÷ 3,2 mm .020" ÷ 1/8"	0,5 ÷ 3,2 mm .020" ÷ 1/8"	0,5 ÷ 1,6 mm 0.020" ÷ 1/16"	0,5 ÷ 3,2 mm .020" ÷ 1/8"	3,2 ÷ 6,4 mm 1/8" ÷ 1/4"
X 100%	320A DC - 270A AC	400A DC - 300A AC	250A DC - 220A AC	320A DC - 250A AC	180A DC - 120A AC	250A DC - 220A AC	500A DC - 500A AC
	4 bar	4 bar	4 bar	4 bar	4 bar	4 bar	4 bar
	1,5 l/min	1,5 l/min	1 l/min	1,5 l/min	1 l/min	1,5 l/min	1,5 l/min



WATER COOLED CABLE ASSEMBLIES

HI-FLEX

Code			
9 HF1550-04G	4 m / 12.5'	18 - 18HC - 20HC - SUPER 50	1
9 HF1550-08G	8 m / 25'	18 - 18HC - 20HC - SUPER 50	1
9 HF1551-04G	4 m / 12.5'	20 - 24 - 25 - FLEXLOCK 18-20	1
9 HF1551-08G	8 m / 25'	20 - 24 - 25 - FLEXLOCK 18-20	1

STANDARD

Code			
9 TH1550-04G	4 m / 12.5'	18 - 18HC - 20HC - SUPER 50	1
9 TH1550-08G	8 m / 25'	18 - 18HC - 20HC - SUPER 50	1
9 TH1551-04G	4 m / 12.5'	20 - 24 - 25 - FLEXLOCK 18-20	1
9 TH1551-08G	8 m / 25'	20 - 24 - 25 - FLEXLOCK 18-20	1

STANDARD TORCH HEAD



FLEX TORCH HEAD



SUPER 50 TORCH HEAD



FLEXLOCK TORCH HEAD



STANDARD

	Code			
6	TF4009		9	1
6	TF4010		9 Flex	1
6	TF4017		17	1
6	TF4022		17 Flex	1
6	TF4024		24	1
6	TF4026		26	1
6	TF4027		26 Flex	1
6	TF4224		24 Flex	1

STANDARD

	Code			
6	TG4018		18	1
6	TG4020		20	1
6	TG4024		24W	1
6	TG4025		25 Flex	1
6	TG4118		18 Flex	1
6	TG4220		20 Flex	1
6	TG4224		24W Flex	1
6	TG4911		20 HC Flex	1
6	TG4912		20 HC	1
6	TG4913		18 HC	1
6	TG4914		18 HC Flex	1
6	TG0917		SUPER 50	1

FLEXLOCK

	Code			
6	TF0072		Flexlock 17 - 18	1
6	TF0071		Flexlock 9 - 20	1
6	TF0070		Flexlock 9 - 17	1
6	BW0535		Flexlock 9 - 17 - 18 - 20	1

FLEXLOCK

	Code			
6	TF0072		Flexlock 17 - 18	1
6	TF0071		Flexlock 9 - 20	1
6	TG0070		Flexlock 18 - 20	1
6	BW0535		Flexlock 9 - 17 - 18 - 20	1

1 BUTTON



2 BUTTONS



3 BUTTONS



4 BUTTONS



PUSH LEVER



2 MULTIFUNCTION LEVERS



POTENTIOMETER, 2 BUTTONS



SWITCH KITS

	Code			
7	TT2500		1 Button	1
7	TT2501		2 Buttons	1
7	TT2502		3 Buttons	1
7	TT2503		4 Buttons	1
7	TT2504		Multifunction Lever 1	1
7	TT2506		Lamelle Button 1	1

	Code			
7	TT2505		2 Buttons + Pot. 10K	1
7	TT2515		2 Buttons + Pot. 4,7K	1
7	TT2516		2 Buttons + Pot. 220K	1
7	TT2517		2 Buttons + Pot. 47K	1
7	TT2518		2 Buttons + Pot. 1K	1
7	TT2519		2 Buttons + Pot. 2K	1
7	TT2520		2 Buttons + Pot. 20K	1
7	TT2521		2 Buttons + Pot. 100K	1
7	TT2522		2 Buttons + Pot. 500K	1
7	TT2523		2 Buttons + Pot. 1M	1

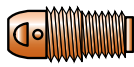
SPARE PARTS

	Code			
8	TP0500		Handle Kit	1

TIG 9 / 20 / 20 HC / 25 - CONSUMABLES



1



2



3



4



7

STANDARD

	CODE		Gr	Ø		↔	REF	
1	TC0012		4	6,4 mm	1/4"	30 mm	13N08	10
1	TC0013		5	8 mm	5/16"	30 mm	13N09	10
1	TC0014		6	9,8 mm	3/8"	30 mm	13N10	10
1	TC0015		7	11,2 mm	7/16"	30 mm	13N11	10
1	TC0016		8	12,7 mm	1/2"	30 mm	13N12	10
1	TC0017		10	15,7 mm	5/8"	30 mm	13N13	10
1	TC0096		4	6,5 mm	1/4"	48 mm	796F71	10
1	TC0097		5	8 mm	5/16"	48 mm	796F72	10
1	TC0098		6	9,5 mm	3/8"	48 mm	796F73	10
1	TC0101		4	6,5 mm	1/4"	63 mm	796F75	10
1	TC0102		5	8 mm	5/16"	63 mm	796F76	10
1	TC0103		4	6,5 mm	1/4"	89 mm	796F79	10
2	TE0003-05			0,5 mm	.020"	21 mm	13N25	10
2	TE0003-10			1,0 mm	.040"	21 mm	13N26	10
2	TE0003-16			1,6 mm	1/16"	21 mm	13N27	10
2	TE0003-20			2,0 mm	5/64"	21 mm	-	10
2	TE0003-24			2,4 mm	3/32"	21 mm	13N28	10
2	TE0003-32			3,2 mm	1/8"	21 mm	13N29	10

	CODE		Gr	Ø		↔	REF	
3	TD0003-05			0,5 mm	.020"	25 mm	13N20	10
3	TD0003-10			1,0 mm	.040"	25 mm	13N21	10
3	TD0003-16			1,6 mm	1/16"	25 mm	13N22	10
3	TD0003-20			2,0 mm	5/64"	25 mm	-	10
3	TD0003-24			2,4 mm	3/32"	25 mm	13N23	10
3	TD0003-32			3,2 mm	1/8"	25 mm	13N24	10
4	TQ0001						598882	10
7	BW0063					147,5 mm	41V24	10
7	BW0064					53 mm	41V35	10
7	BW0065					17,5 mm	41V33	10
7	EA0129							10

GAS LENS

	CODE		Gr	Ø		↔	REF	
1	TC0041		4	6,4 mm	1/4"	25,5 mm	53N58	10
1	TC0042		5	8 mm	5/16"	25,5 mm	53N59	10
1	TC0043		6	9,8 mm	3/8"	25,5 mm	53N60	10
1	TC0044		7	11,2 mm	7/16"	25,5 mm	53N61	10
1	TC0045		8	12,7 mm	1/2"	25,5 mm	53N61S	10
2	TE0005-05			0,5 mm	.020"	22 mm	45V41	10
2	TE0005-10			1,0 mm	.040"	22 mm	45V42	10
2	TE0005-16			1,6 mm	1/16"	22 mm	45V43	10
2	TE0005-20	Cu + CuZn		2,0 mm	5/64"	22 mm		10
2	TE0005-24			2,4 mm	3/32"	22 mm	45V44	10
2	TE0005-32			3,2 mm	1/8"	22 mm	45V45	10
2	TE0025-16			1,6 mm	1/16"	22 mm	-	10
2	TE0025-20			2,0 mm	5/64"	22 mm	-	10
2	TE0025-24	Cu		2,4 mm	3/32"	22 mm	-	10
2	TE0025-32			3,2 mm	1/8"	22 mm	-	10
3	TD0003-05			0,5 mm	.020"	25 mm	13N20	10
3	TD0003-10			1,0 mm	.040"	25 mm	13N21	10
3	TD0003-16			1,6 mm	1/16"	25 mm	13N22	10
3	TD0003-20			2,0 mm	5/64"	25 mm	-	10
3	TD0003-24			2,4 mm	3/32"	25 mm	13N23	10
3	TD0003-32			3,2 mm	1/8"	25 mm	13N24	10
4	TQ0001						598882	10
7	BW0063					147,5 mm	41V24	10
7	BW0064					53 mm	41V35	10
7	BW0065					17,5 mm	41V33	10
7	EA0129							10

GAS LENS XL (JUMBO)

	CODE		Gr	Ø		↔	REF	
1	TC0118		8	12,7 mm	1/2"	48 mm	57N74	10
1	TC0119		10	15,7 mm	5/8"	48 mm	53N88	10
1	TC0120		12	19,5 mm	3/4"	48 mm	53N87	10
2	TE0088-16			1,6 mm	1/16"	40 mm	45V116S	2
2	TE0088-24			2,4 mm	3/32"	40 mm	45V64S	2
2	TE0088-32			3,2 mm	1/8"	40 mm	-	2
3	TD0088-16			1,6 mm	1/16"	40 mm	13N22L	10
3	TD0088-20			2,0 mm	5/64"	40 mm	-	10
3	TD0088-24			2,4 mm	3/32"	40 mm	13N23L	10
3	TD0088-32			3,2 mm	1/8"	40 mm	13N24L	10
4	TQ0026						54N6320	10
7	BW0063					147,5 mm	41V24	10
7	BW0064					53 mm	41V35	10
7	BW0065					17,5 mm	41V33	10
7	EA0129							10

STANDARD

GAS LENS

JUMBO

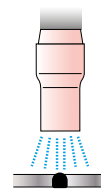


Figure 1

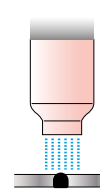


Figure 2

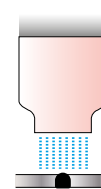
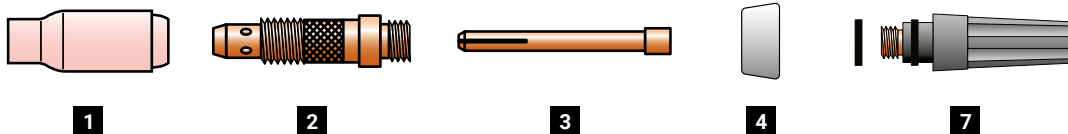


Figure 3

Protection gas flow is usually guttered by a STANDARD ceramic nozzle (Figure 1). Such flow is affected by turbulences of torch head which are caused by the inlet pressure. In order to assure an uniform gas distribution, above all in stainless steel, titanium and aluminium alloys welding, we suggest the use of GAS LENS spare parts. The electrode holder equipped with a gas lens net, uniformes the flow (Figure 2) and aid to save the protection gas. Where permitted by external dimensions, it is recommended the JUMBO version which increases the protected surface with advantage for welding quality (Figure 3).

TIG 17 / 18 / 18 HC / 26 - CONSUMABLES



STANDARD

	CODE		Gr	Ø		REF	
1	TC0002		4	6,4 mm 1/4"	47 mm	10N50	10
1	TC0003		5	8 mm 5/16"	47 mm	10N49	10
1	TC0004		6	9,8 mm 3/8"	47 mm	10N48	10
1	TC0005		7	11,2 mm 7/16"	47 mm	10N47	10
1	TC0006		8	12,7 mm 1/2"	47 mm	10N46	10
1	TC0007		10	15,7 mm 5/8"	47 mm	10N45	10
1	TC0008		12	19 mm 3/4"	47 mm	10N44	10
1	TC0091		5	8 mm 5/16"	76 mm	10N49L	10
1	TC0092		6	9,5 mm 3/8"	76 mm	10N48L	10
1	TC0093		7	11 mm	76 mm	10N47L	10
2	TE0001-05			0,5 mm .020"	47 mm	10N29	10
2	TE0001-10			1,0 mm .040"	47 mm	10N30	10
2	TE0001-16			1,6 mm 1/16"	47 mm	10N31	10
2	TE0001-20			2,0 mm 5/64"	47 mm	-	10
2	TE0001-24			2,4 mm 3/32"	47 mm	10N32	10
2	TE0001-32			3,2 mm 1/8"	47 mm	10N28	10
2	TE0001-40			4,0 mm 5/32"	47 mm	406488	10
2	TE0001-48			4,8 mm 3/16"	47 mm	30126	10

	CODE		Gr	Ø		REF		
3	TD0001-05			0,5 mm .020"	50 mm	10N21	10	
3	TD0001-10			1,0 mm .040"	50 mm	10N22	10	
3	TD0001-16			1,6 mm 1/16"	50 mm	10N23	10	
3	TD0001-20			2,0 mm 5/64"	50 mm	-	10	
3	TD0001-24			2,4 mm 3/32"	50 mm	10N24	10	
3	TD0001-32			3,2 mm 1/8"	50 mm	10N25	10	
3	TD0001-40			4,0 mm 5/32"	50 mm	54N20	10	
3	TD0001-48			4,8 mm 3/16"	50 mm	30028	10	
4	TQ0002						18CG	10
4	TQ0008 *						-	10
7	BW0056				58 mm	57Y03	10	
7	BW0066				117 mm	57Y02	10	
7	BW0067				22,5 mm	57Y04	10	
7	EA0130						10	

* ONLY FOR 18 HC

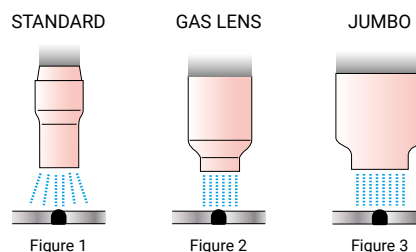
GAS LENS

	CODE		Gr	Ø		REF	
1	TC0031		4	6,4 mm 1/4"	42 mm	54N18	10
1	TC0032		5	8 mm 5/16"	42 mm	54N17	10
1	TC0033		6	9,8 mm 3/8"	42 mm	54N16	10
1	TC0034		7	11,2 mm 7/16"	42 mm	54N15	10
1	TC0035		8	12,7 mm 1/2"	42 mm	54N14	10
1	TC0036		11	19 mm 3/4"	42 mm	53N87	10
1	TC0037			17,2 mm	28,6 mm	54N19	10
1	TC0086		5	8 mm 5/16"	76 mm	54N17L	10
1	TC0087		6	9,5 mm 3/8"	76 mm	54N16L	10
1	TC0088		7	11 mm	76 mm	54N15L	10
2	TE0006-05			0,5 mm .020"	50 mm	45V29	10
2	TE0006-10			1,0 mm .040"	50 mm	45V24	10
2	TE0006-16			1,6 mm 1/16"	50 mm	45V25	10
2	TE0006-20			2,0 mm 5/64"	50 mm	-	10
2	TE0006-24			2,4 mm 3/32"	50 mm	45V26	10
2	TE0006-32			3,2 mm 1/8"	50 mm	45V27	10
2	TE0006-40			4,0 mm 5/32"	50 mm	45V28	10
3	TD0022-10				1,0 mm .040"	52 mm	-
3	TD0022-16			1,6 mm 1/16"	52 mm	-	10
3	TD0022-24			2,4 mm 3/32"	52 mm	-	10
3	TD0022-32			3,2 mm 1/8"	52 mm	-	10
3	TD0022-40		4,0 mm 5/32"	52 mm	-	10	
4	TQ0003					54N01	10
7	BW0056				58 mm	57Y03	10
7	BW0066				117 mm	57Y02	10
7	BW0067				22,5 mm	57Y04	10
7	EA0130						10

GAS LENS XL (JUMBO)

	CODE		Gr	Ø		REF		
1	TC0118		8	12,7 mm 1/2"	48 mm	57N74	10	
1	TC0119		10	15,7 mm 5/8"	48 mm	53N88	10	
1	TC0120		12	19,5 mm 3/4"	48 mm	53N87	10	
2	TE0009-16			1,6 mm 1/16"	51 mm	45V16	2	
2	TE0009-24			2,4 mm 3/32"	51 mm	45V64	2	
2	TE0009-32			3,2 mm 1/8"	51 mm	995795	2	
2	TE0009-40			4,0 mm 5/32"	51 mm	45V63	2	
3	TD0001-05			0,5 mm .020"	50 mm	10N21	10	
3	TD0001-10			1,0 mm .040"	50 mm	10N22	10	
3	TD0001-16			1,6 mm 1/16"	50 mm	10N23	10	
3	TD0001-20			2,0 mm 5/64"	50 mm	-	10	
3	TD0001-24			2,4 mm 3/32"	50 mm	10N24	10	
3	TD0001-32			3,2 mm 1/8"	50 mm	10N25	10	
3	TD0001-40			4,0 mm 5/32"	50 mm	54N20	10	
3	TD0001-48			4,8 mm 3/16"	50 mm	30028	10	
4	TQ0027						54N63	10
7	BW0056					58 mm	57Y03	10
7	BW0066				117 mm	57Y02	10	
7	BW0067				22,5 mm	57Y04	10	
7	EA0130						10	

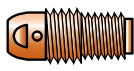
Protection gas flow is usually guttered by a STANDARD ceramic nozzle (Figure 1). Such flow is affected by turbulences of torch head which are caused by the inlet pressure. In order to assure an uniform gas distribution, above all in stainless steel, titanium and aluminium alloys welding, we suggest the use of GAS LENS spare parts. The electrode holder equipped with a gas lens net, uniformes the flow (Figure 2) and aid to save the protection gas. Where permitted by external dimensions, it is recommended the JUMBO version which increases the protected surface with advantage for welding quality (Figure 3).



TIG 17 / 18 / 18 HC / 26 - STUBBY CONSUMABLES



1




2



3



4



7

STUBBY

	CODE		Gr	Ø		↔	REF	
1	TC0012		4	6,4 mm	1/4"	30 mm	13N08	10
1	TC0013		5	8 mm	5/16"	30 mm	13N09	10
1	TC0014		6	9,8 mm	3/8"	30 mm	13N10	10
1	TC0015		7	11,2 mm	7/16"	30 mm	13N11	10
1	TC0016		8	12,7 mm	1/2"	30 mm	13N12	10
1	TC0017		10	15,7 mm	5/8"	30 mm	13N13	10
1	TC0096		4	6,5 mm	1/4"	48 mm	796F71	10
1	TC0097		5	8 mm	5/16"	48 mm	796F72	10
1	TC0098		6	9,5 mm	3/8"	48 mm	796F73	10
1	TC0101		4	6,5 mm	1/4"	63 mm	796F75	10
1	TC0102		5	8 mm	5/16"	63 mm	796F76	10
1	TC0103		4	6,5 mm	1/4"	89 mm	796F79	10
2	TE0002-00			1,0 mm	.040"	24,5 mm	17CB20	10
3	TD0002-10			1,0 mm	.040"	29 mm	10N22S	10
3	TD0002-16			1,6 mm	1/16"	29 mm	10N23S	10
3	TD0002-20			2,0 mm		29 mm		10
3	TD0002-24			2,4 mm	3/32"	29 mm	10N24S	10
3	TD0002-32			3,2 mm	1/8"	29 mm	10N25S	10
4	TQ0002						18CG	10
4	TQ0008 *						-	10
7	BW0056					58 mm	57Y03	10
7	BW0066					117 mm	57Y02	10
7	BW0067					22,5 mm	57Y04	10
7	EA0130							10

* ONLY FOR 18 HC

STUBBY GAS LENS

	CODE		Gr	Ø		↔	REF	
1	TC0041		4	6,4 mm	1/4"	25,5 mm	53N58	10
1	TC0042		5	8 mm	5/16"	25,5 mm	53N59	10
1	TC0043		6	9,8 mm	3/8"	25,5 mm	53N60	10
1	TC0044		7	11,2 mm	7/16"	25,5 mm	53N61	10
1	TC0045		8	12,7 mm	1/2"	25,5 mm	53N61S	10
2	TE0095-16			1,6 mm	1/16"	29 mm	-	10
2	TE0095-20			2,0 mm	5/64"	29 mm	-	10
2	TE0095-24			2,4 mm	3/32"	29 mm	-	10
2	TE0095-32			3,2 mm	1/8"	29 mm	-	10
3	TD0095-16			1,6 mm	1/16"	30,7 mm	-	10
3	TD0095-20			2,0 mm	5/64"	30,7 mm	-	10
3	TD0095-24			2,4 mm	3/32"	30,7 mm	-	10
3	TD0095-32			3,2 mm	1/8"	30,7 mm	-	10
4	TQ0095						18CG20	10
4	TQ0096 *							10
7	BW0056					58 mm	57Y03	10
7	BW0066					117 mm	57Y02	10
7	BW0067					22,5 mm	57Y04	10
7	EA0130							10

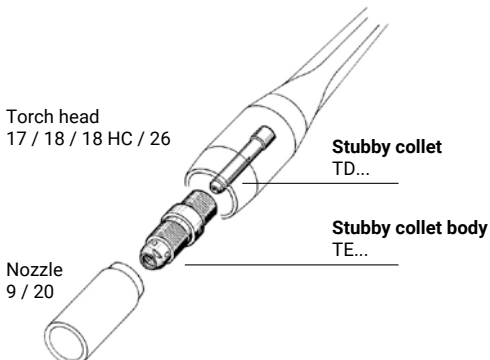
* ONLY FOR 18 HC

STUBBY GAS LENS (C u)

	CODE		Gr	Ø		↔	REF	
1	TC0041		4	6,4 mm	1/4"	25,5 mm	53N58	10
1	TC0042		5	8 mm	5/16"	25,5 mm	53N59	10
1	TC0043		6	9,8 mm	3/8"	25,5 mm	53N60	10
1	TC0044		7	11,2 mm	7/16"	25,5 mm	53N61	10
1	TC0045		8	12,7 mm	1/2"	25,5 mm	53N61S	10
2	TE0096-16			1,6 mm	1/16"	30,6 mm	-	10
2	TE0096-20			2,0 mm	5/64"	30,6 mm	-	10
2	TE0096-24			2,4 mm	3/32"	30,6 mm	-	10
2	TE0096-32			3,2 mm	1/8"	30,6 mm	-	10
3	TD0096-16			1,6 mm	1/16"	33 mm	-	10
3	TD0096-20			2,0 mm	5/64"	33 mm	-	10
3	TD0096-24			2,4 mm	3/32"	33 mm	-	10
3	TD0096-32			3,2 mm	1/8"	33 mm	-	10
4	TQ0095						18CG20	10
4	TQ0096 *							10
7	BW0056					58 mm	57Y03	10
7	BW0066					117 mm	57Y02	10
7	BW0067					22,5 mm	57Y04	10
7	EA0130							10

* ONLY FOR 18 HC

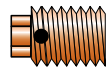
The Stubby collets allow the use of the small nozzles of the 9/20 series on the 17/18/26 torch bodies.



TIG 24 / 24W - CONSUMABLES



1



2



3



4

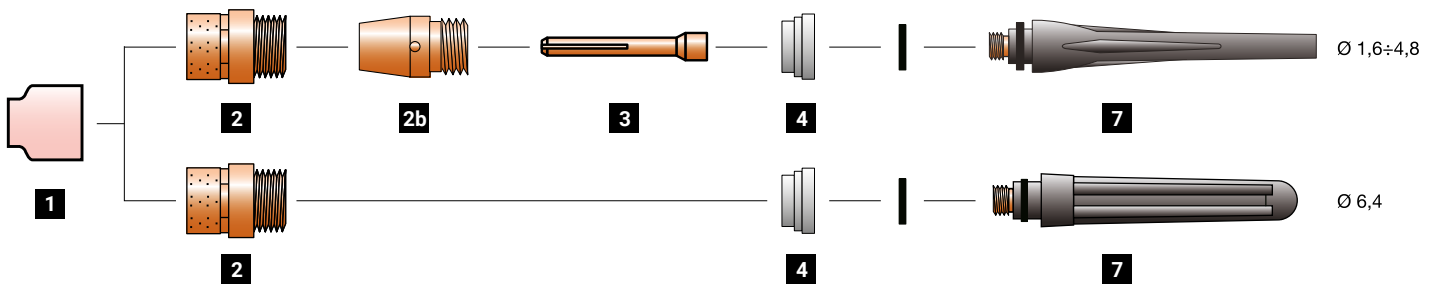
STANDARD

	CODE		Gr	Ø		↔	REF	
1	TC0021		.165	4 mm	5/32"	16 mm	53N23	10
1	TC0022		4	6,4 mm	1/4"	16,5 mm	53N24	10
1	TC0023		5	8 mm	5/16"	15,6 mm	53N25	10
1	TC0024		6	9,8 mm	3/8"	15,6 mm	53N27	10
1	TC0027		4	6,4 mm	1/4"	29 mm	53N28	10
1	TC0028		6	9,8 mm	3/8"	29 mm	53N26	10
2	TE0004-05			0,5 mm	.020"	12 mm	53N17	10
2	TE0004-10			1,0 mm	.040"	12 mm	53N18	10
2	TE0004-16			1,6 mm	1/16"	12 mm	53N19	10
2	TE0004-24			2,4 mm	3/32"	12 mm	24CB332	10
3	TD0004-10			1,0 mm	.040"	14 mm	53N16	10
3	TD0004-16			1,6 mm	1/16"	14 mm	53N14	10
3	TD0004-24			2,4 mm	3/32"	14 mm	24C332	10
4	TQ0004						53N22	10

GAS LENS

	CODE		Gr	Ø		↔	REF		
1	TC0041		4	6,4 mm	1/4"	25,5 mm	53N58	10	
1	TC0042		5	8 mm	5/16"	25,5 mm	53N59	10	
1	TC0043		6	9,8 mm	3/8"	25,5 mm	53N60	10	
1	TC0044		7	11,2 mm	7/16"	25,5 mm	53N61	10	
1	TC0045		8	12,7 mm	1/2"	25,5 mm	53N61S	10	
2	TE0005-05				0,5 mm	.020"	22 mm	45V41	10
2	TE0005-10				1,0 mm	.040"	22 mm	45V42	10
2	TE0005-16				1,6 mm	1/16"	22 mm	45V43	10
2	TE0005-20			2,0 mm	5/64"	22 mm		10	
2	TE0005-24			2,4 mm	3/32"	22 mm	45V44	10	
3	TD0005-05			0,5 mm	.020"	23 mm	53N62	10	
3	TD0005-10			1,0 mm	.040"	23 mm	53N63	10	
3	TD0005-16			1,6 mm	1/16"	23 mm	53N64	10	
3	TD0005-24			2,4 mm	3/32"	23 mm	24GLC332	10	
4	TQ0024						53N66	10	

TIG SUPER 50 - CONSUMABLES



STANDARD 500A FOR Ø 1,6÷4,8 ELECTRODES

	CODE		Gr	Ø		↔	REF	
1	TC0118		8	12,7 mm	1/2"	48 mm	57N74	10
1	TC0119		10	15,7 mm	5/8"	48 mm	53N88	10
1	TC0120		12	19,5 mm	3/4"	48 mm	53N87	10
2	TE0097-16			1,6 mm	1/16"		-	2
2	TE0097-24			2,4 mm	3/32"		-	2
2	TE0097-32			3,2 mm	1/8"		-	2
2	TE0097-40			4,0 mm	5/32"		-	2
2	TE0097-48			4,8 mm	3/16"		-	2
2b	TE0098-48			1,6 ÷ 4,8 mm	1/16" ÷ 3/16"		-	1
3	TD0097-16			1,6 mm	1/16"		-	10
3	TD0097-24			2,4 mm	3/32"		-	10
3	TD0097-32			3,2 mm	1/8"		-	10
3	TD0097-40			4,0 mm	5/32"		-	10
3	TD0097-48			4,8 mm	3/16"		-	10
4	TQ0993						-	10
7	BW0056					58 mm	57Y03	10
7	BW0066					117 mm	57Y02	10
7	BW0067					22,5 mm	57Y04	10
7	EA0130							10

STANDARD 400A

	CODE		Gr	Ø		↔	REF		
1	TC0002		4	6,4 mm	1/4"	47 mm	10N50	10	
1	TC0003		5	8 mm	5/16"	47 mm	10N49	10	
1	TC0004		6	9,8 mm	3/8"	47 mm	10N48	10	
1	TC0005		7	11,2 mm	7/16"	47 mm	10N47	10	
1	TC0006		8	12,7 mm	1/2"	47 mm	10N46	10	
1	TC0007		10	15,7 mm	5/8"	47 mm	10N45	10	
1	TC0008		12	19 mm	3/4"	47 mm	10N44	10	
1	TC0091		5	8 mm	5/16"	76 mm	10N49L	10	
1	TC0092		6	9,5 mm	3/8"	76 mm	10N48L	10	
1	TC0093		7	11 mm		76 mm	10N47L	10	
2	TE0001-05			0,5 mm	.020"	47 mm	10N29	10	
2	TE0001-10			1,0 mm	.040"	47 mm	10N30	10	
2	TE0001-16			1,6 mm	1/16"	47 mm	10N31	10	
2	TE0001-20			2,0 mm	5/64"	47 mm	-	10	
2	TE0001-24			2,4 mm	3/32"	47 mm	10N32	10	
2	TE0001-32			3,2 mm	1/8"	47 mm	10N28	10	
2	TE0001-40			4,0 mm	5/32"	47 mm	406488	10	
2	TE0001-48			4,8 mm	3/16"	47 mm	30126	10	
3	TD0001-05				0,5 mm	.020"	50 mm	10N21	10
3	TD0001-10				1,0 mm	.040"	50 mm	10N22	10
3	TD0001-16				1,6 mm	1/16"	50 mm	10N23	10
3	TD0001-20				2,0 mm	5/64"	50 mm	-	10
3	TD0001-24				2,4 mm	3/32"	50 mm	10N24	10
3	TD0001-32				3,2 mm	1/8"	50 mm	10N25	10
3	TD0001-40			4,0 mm	5/32"	50 mm	54N20	10	
3	TD0001-48			4,8 mm	3/16"	50 mm	30028	10	
4	TQ0008							-	10
7	BW0056						58 mm	57Y03	10
7	BW0066					117 mm	57Y02	10	
7	BW0067					22,5 mm	57Y04	10	
7	EA0130							10	

STANDARD 500A FOR Ø 6,4 ELECTRODES


	CODE		Gr	Ø		↔	REF	
1	TC0118		8	12,7 mm	1/2"	48 mm	57N74	10
1	TC0119		10	15,7 mm	5/8"	48 mm	53N88	10
1	TC0120		12	19,5 mm	3/4"	48 mm	53N87	10
2	TE0097-64			6,4 mm	1/4"		-	1
4	TQ0993						-	10
7	BW0993			6,4 mm	1/4"		-	10
7	BW0994			6,4 mm	1/4"		-	10
7	EA0130							10

Ø 6.4mm /1/4" : collet (part 3) is included in the back cup (5); part 2b not required.





Series 18 HC parts can be used for Super 50 at 400A or less.

TIG CONSUMABLE KITS






STARTER KITS







9 - 20 - 20 HC - 25

CODE	Ø			
TT0101	1,6 mm	1/16"		1
TT0102	2,4 mm	3/32"		1

17 - 18 - 18 HC - 26

CODE	Ø			
TT0103	1,6 mm	1/16"		1
TT0104	2,4 mm	3/32"		1
TT0105	3,2 mm	1/8"		1



24 - 24W

CODE	Ø			
TT0203	1,6 mm	1/16"		1
TT0204	2,4 mm	3/32"		1



STARTER KITS





9 - 20 - 20 HC - 25

CODE	Ø			
TT0221	1,6 mm	1/16"		1
TT0222	2,4 mm	3/32"		1

17 - 18 - 18 HC - 26

CODE	Ø			
TT0223	1,6 mm	1/16"		1
TT0224	2,4 mm	3/32"		1


24 - 24W

CODE	Ø			
TT0226	1,6 mm	1/16"		1


MASTER KITS




9 - 20 - 20 HC - 25

CODE	Ø		
TT0109	1,0 mm - 1,6 mm - 2,0 mm - 2,4 mm - 3,2 mm		1





17 - 18 - 18 HC - 26

CODE	Ø		
TT0110	1,6 mm - 2,0 mm - 2,4 mm - 3,2 mm - 4,0 mm		1






STARTER KITS WITH BACK CAP



9 - 20 - 20 HC - 25




CODE	Ø			
TT0021	1,6 mm	1/16"		1
TT0022	2,4 mm	3/32"		1

17 - 18 - 18 HC - 26

CODE	Ø			
TT0023	1,6 mm	1/16"		1
TT0024	2,4 mm	3/32"		1
TT0025	3,2 mm	1/8"		1


TUNGSTEN ELECTRODES



CODE		\emptyset 	\longleftrightarrow	
TR0001-10	WP	1 mm	150 mm	1
TR0001-16		1,6 mm	150 mm	1
TR0001-20		2 mm	150 mm	1
TR0001-24		2,4 mm	150 mm	1
TR0001-32		3,2 mm	150 mm	1
TR0001-40		4 mm	150 mm	1
TR0002-10	WP	1 mm	175 mm	1
TR0002-16		1,6 mm	175 mm	1
TR0002-20		2 mm	175 mm	1
TR0002-24		2,4 mm	175 mm	1
TR0002-32		3,2 mm	175 mm	1
TR0002-40		4 mm	175 mm	1
TR0007-10	WC20	1 mm	150 mm	1
TR0007-16		1,6 mm	150 mm	1
TR0007-20		2 mm	150 mm	1
TR0007-24		2,4 mm	150 mm	1
TR0007-32		3,2 mm	150 mm	1
TR0007-40		4 mm	150 mm	1
TR0008-10	WC20	1 mm	175 mm	1
TR0008-16		1,6 mm	175 mm	1
TR0008-20		2 mm	175 mm	1
TR0008-24		2,4 mm	175 mm	1
TR0008-32		3,2 mm	175 mm	1
TR0008-40		4 mm	175 mm	1
TR0011-10	WL10	1 mm	150 mm	1
TR0011-16		1,6 mm	150 mm	1
TR0011-20		2 mm	150 mm	1
TR0011-24		2,4 mm	150 mm	1
TR0011-32		3,2 mm	150 mm	1
TR0011-40		4 mm	150 mm	1
TR0012-16	WL10	1,6 mm	175 mm	1
TR0012-24		2,4 mm	175 mm	1
TR0012-32		3,2 mm	175 mm	1

CODE		\emptyset 	\longleftrightarrow	
TR0013-10	WL15	1 mm	150 mm	1
TR0013-16		1,6 mm	150 mm	1
TR0013-20		2 mm	150 mm	1
TR0013-24		2,4 mm	150 mm	1
TR0013-32		3,2 mm	150 mm	1
TR0013-40		4 mm	150 mm	1
TR0014-10	WL15	1 mm	175 mm	1
TR0014-16		1,6 mm	175 mm	1
TR0014-20		2 mm	175 mm	1
TR0014-24		2,4 mm	175 mm	1
TR0014-32		3,2 mm	175 mm	1
TR0014-40		4 mm	175 mm	1
TR0017-10	WL20	1 mm	150 mm	1
TR0017-16		1,6 mm	150 mm	1
TR0017-20		2 mm	150 mm	1
TR0017-24		2,4 mm	150 mm	1
TR0017-32		3,2 mm	150 mm	1
TR0017-40		4 mm	150 mm	1
TR0018-10	WL20	1 mm	175 mm	1
TR0018-16		1,6 mm	175 mm	1
TR0018-20		2 mm	175 mm	1
TR0018-24		2,4 mm	175 mm	1
TR0018-32		3,2 mm	175 mm	1
TR0018-40		4 mm	175 mm	1
TR0021-10	WR2	1 mm	150 mm	1
TR0021-16		1,6 mm	150 mm	1
TR0021-20		2 mm	150 mm	1
TR0021-24		2,4 mm	150 mm	1
TR0021-32		3,2 mm	150 mm	1
TR0021-40		4 mm	150 mm	1
TR0022-10	WR2	1 mm	175 mm	1
TR0022-16		1,6 mm	175 mm	1
TR0022-20		2 mm	175 mm	1
TR0022-24		2,4 mm	175 mm	1
TR0022-32		3,2 mm	175 mm	1
TR0022-40		4 mm	175 mm	1

A series of horizontal dashed lines spanning the width of the page, intended for handwritten notes or data entry.



Trafimet Group Spa

Via del Lavoro, 8
36020 Castegnero
Vicenza, Italy
Ph. +39 0444739900
Fax +39 0444739999
info@trafimet.com

Trafimet Schweisstechnik GmbH

Im Gewerbegebiet 20
36289 Friedewald
Deutschland
Ph. +49 66749000
Fax +49 667490028
info@trafimet.de

Trafimet Kaynak Sistemleri A.Ş.

İkitelli O.S.B. Heskop H Blok
Sinpaş İş Modern Ticaret Merkezi
Kat.3 No.66 Başakşehir 34490
İstanbul, Türkiye
Ph. +90 212 8091700
Fax +90 212 8091703
info@trafimet.com.tr

Italy

Ph. +39 0444 739800
Fax +39 0444 739899

Export

Ph. +39 0444 739900
Fax +39 0444 739999

© 2022 Trafimet Group SpA a socio unico
Edition 01/2022
Code EA2774

All Trademarks are exclusive property of the respective companies.
Data and images are indicative and may be changed in any time without notice

Distributor