












PLASMA CB 70

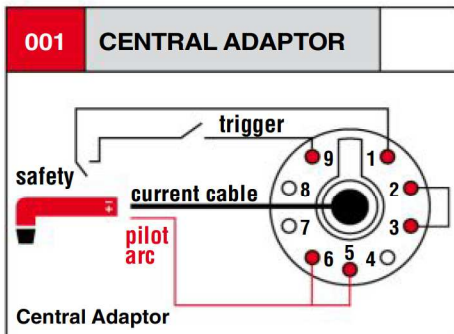
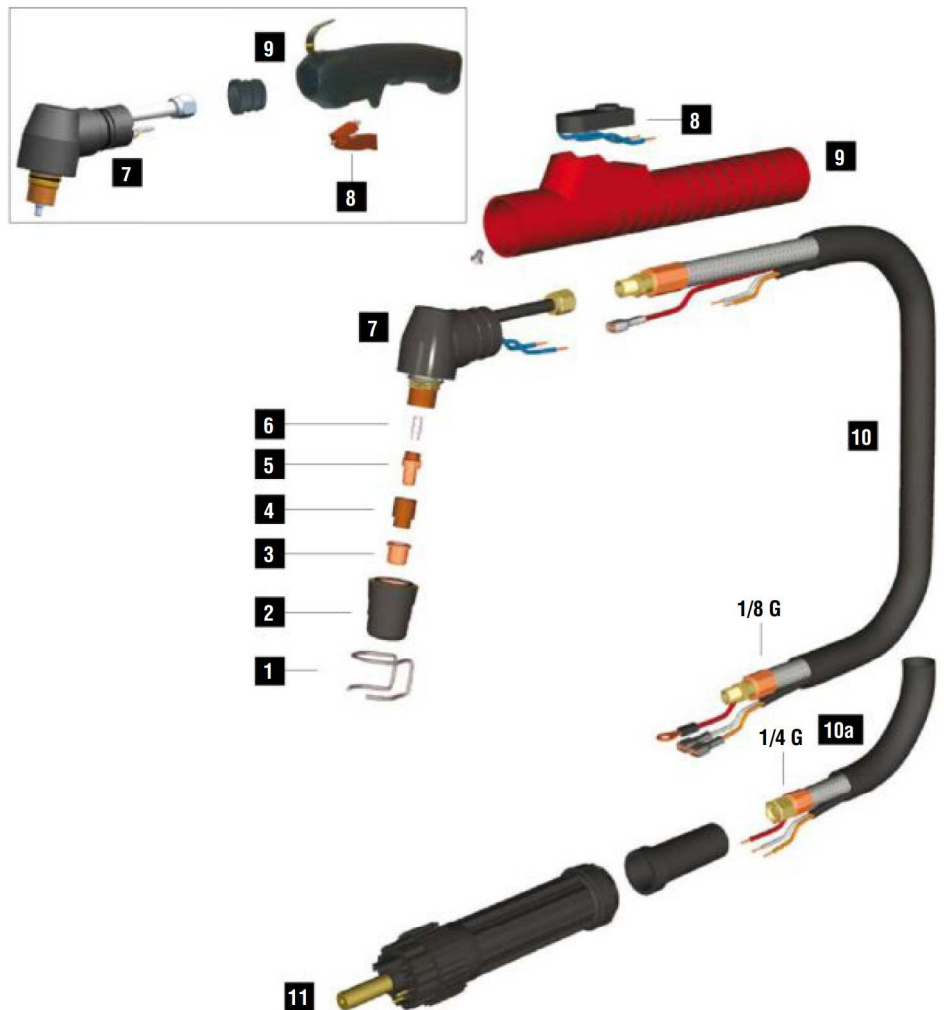
CE EN60974-7



CODE	↔		
PA1270	6 m	19.7'	 1/8 GAS
PA1272	6 m	19.7'	 CENTRAL 001

For all pin connection schemes see page 114

TECHNICAL DATA		
 HF	PLASMA CB 70	
 1m	0,6 kg	1.32 lb
 PEAK	500	
	5 bar	
	170 l/min	
 60%	70A	
 100%	50A	
	18-24 mm	23/32"-15/16"



	CODE		Ø		CONTACT		DRAG		GOUGING	REF	
1	CV0010		stand off guide		18,5 mm					743.0149 0618, 0408-2053	10
1	CV0073		stand off guide	24,2 mm	31 mm						1
1	CV1117		stand off guide		26 mm					1405	2
2	PC0032		nozzle		31,5 mm					5710171	2
3	PD0063-10		50 A	1,0 mm .040"	26,8 mm						10
3	PD0063-11		60 A	1,1 mm .043"	26,8 mm						10
3	PD0063-12		70 A	1,2 mm .047"	26,8 mm						10
3	PD0085-98		50 A	0,98 mm .038"	26,2 mm					1366	10
3	PD0088-06		20 A	0,65 mm .025"	12,3 mm						10
3	PD0088-08		40 A	0,8 mm .030"	12,3 mm						10
3	PD0088-10		50 A	1,0 mm .040"	12,3 mm					1396	10
3	PD0088-11		60 A	1,1 mm .043"	12,3 mm						10
3	PD0088-12		70 A	1,2 mm .047"	12,3 mm					1308	10
4	PE0007		diffuser		15,6 mm					20101	2
5	CV0081		tool for wear parts								1
5	PR0063		electrode		17,8 mm					1402	10
5	PR0064		electrode		34,8 mm					1403	10
6	FH0211		air tube		12 mm						1
6	FH0215		long air tube		20,5 mm						1

	CODE		
7	EA0221		O-ring Ø 14x1,78 mm 10
7	PF0030		Plasma CB 70 torch head (for TP0088) 1
7	PF1020		Plasma CB 70 torch head (for TP0076) 1
8	BX0020		trigger 10
8	BX0070		trigger for TP0088 10
9	BW0342		Ø 24 - Ø 28 1
9	TP0076		handle kit 1

	CODE		
9	TP0088		handle kit 1
10	PH0160		power cable - 6 m / 19.7' - 1/8 G 1
10	PH0172		cable assembly - 6 m / 19.7' - 1/8 G 1
10a	PH0207		power cable - 6 m / 19.7' - 1/4 G 1
10a	PH0170		cable assembly - 6 m / 19.7' - 1/4 G 1
11	CY0002		cable support 1
11	FY0014		plasma central adaptor - 7 pins (CB) 1

STANDARD

CONTACT SHORT CONTACT LONG DRAG SHORT DRAG LONG GOUGING